



POWER UP!

DYNAMIC LECTURING



Boosting your teaching and learning game is all about being a growth-minded educator. If you are a pro at lecturing, it is time for you to use some "Power"ful tools to up your teaching game. Read on about some adaptations below:

CREATE A JEOPARDY GAME



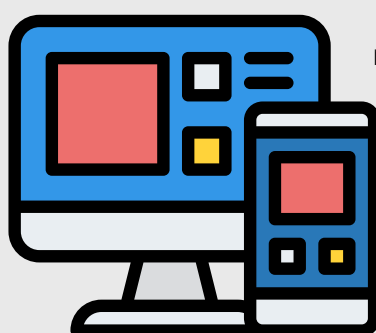
Following a mini-lecture, create a jeopardy-type game to review concepts and give your learners retrieval practice. Many jeopardy template options can be found with a web search for "jeopardy review game."

WEBQUEST



Develop a webquest for learners to explore and evaluate information via web searching. Provide enough information during lecture to get learners started, then send them on a quest to fill in missing information and report back during the session.

AUDIENCE RESPONSE



A great technique to reinforce key concepts and encourage participation is audience response using "clickers." Learners can answer multiple-choice questions during your lecture session. If you

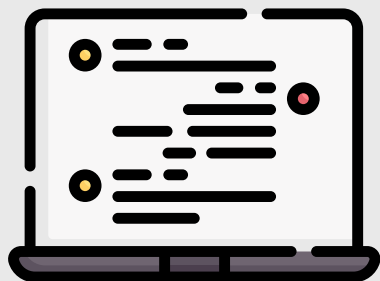
do not have physical clickers, your learners can use a free, web 2.0 tool called Plickers.

USE GAMING TO GENERATE EXCITEMENT




Introduce a quiz game using a web 2.0 tool such as Kahoot!, Quizizz, or Quizlet. This does require that you set up an account and questions in advance, but the platforms are free to use. Students will enjoy the challenge of answering questions to review material and break up an extended period of lecturing.

SHARED DOCUMENT




During your session, have learners fill out information on a shared document, such as a Google Doc or Padlet. Pause your lecture to have learners add content such as important points, questions, or share resources in a collaborative space. This document can then be referred to after the session.

BACKCHANNEL



Use a "backchannel" chat for learners to ask questions during the lecture. Learners free up some of their cognitive space during the lesson by jotting down their questions, and the lecturer can answer the questions at a good time during the presentation. A good tool for this is backchannelchat.com

INCORPORATE FORMATIVE ASSESSMENT



Use a tool such as Formative.com to ask learners questions and provide individualized responses, in real-time during the course of the lecture. Prepare the questions in advance, and learners can answer multiple-choice questions, give short answers, or even draw their responses. The instructor can see all responses and metrics at one time on the screen. This can help the shape the duration of the lecture to clear learner misconceptions.

